



 *rapid* **MATION**



# Citizen Developer Program

# Program Overview

## WHAT ARE CITIZEN DEVELOPERS

### BUILD-A-BOT SESSION

- What is it
- Example invitation
- Teaser video for attendees
- What do the attendees build
- What do the attendees get
- What attendees say
- Ability to ask questions
- Additional training

### PRESENT-YOUR-BOT SESSION

- What is it
- Crown a champion
- Capture automation ideas & build a pipeline

### MOVE FROM BRIGHT IDEA TO AUTOMATION CHAMPAGNE

- Perform an automation evaluation
- Bring the automation idea to life


### PROGRAM SUMMARY



# Program Outcome

- Up to 20 people introduced to Citizen Development using UiPath StudioX.
- Attendees guided through building their very first UiPath software bot.
- Support the attendees to evolve their new found knowledge – via further guided assistance and additional learning - to create a UiPath software bot that solves a real world business problem.
- Capture of all of the attendees automation ideas to build out the automation pipeline.
- Pick one of these ideas, perform an automation evaluation on it, and then bring it to life so it is ready to run in production.





# What are Citizen Developers

# What are Citizen Developers

## DEFINITION

- At their core, Citizen Developers are people who don't have formal coding experience but can think critically and enjoy a challenge.

## WHY ARE THEY IMPORTANT

- They are your secret weapon in scaling automation.
- They are a key component in the Automation Flywheel.

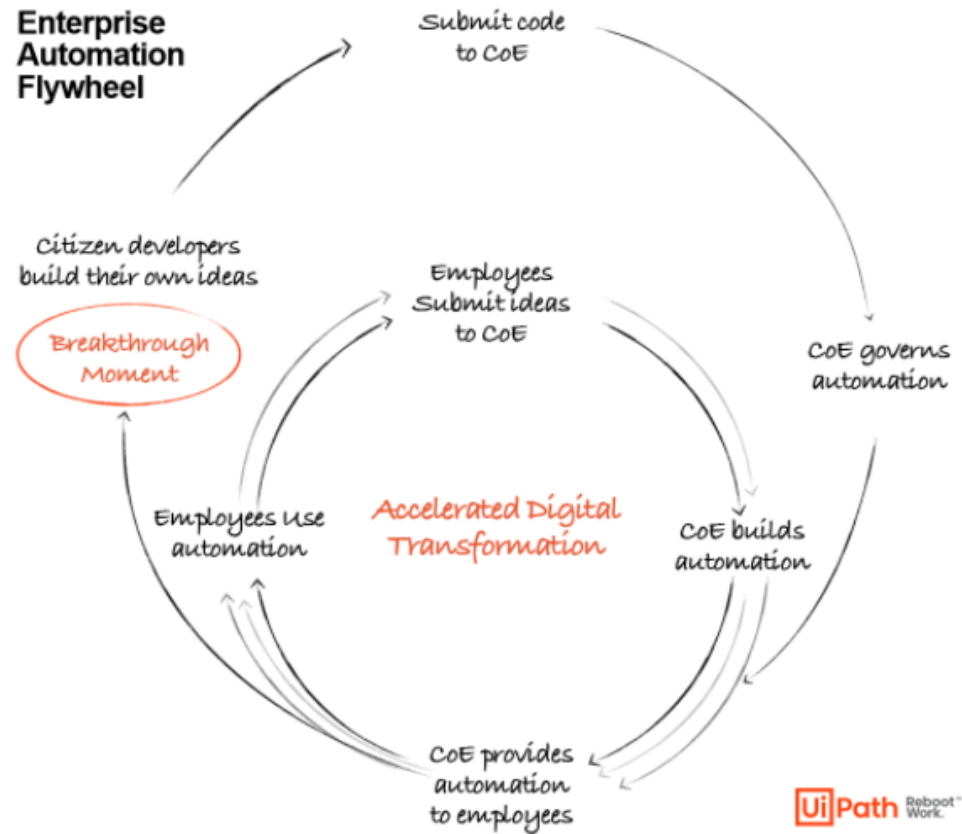
## LEARN MORE

- [What Are Citizen Developers & How They Help Scale Automation | UiPath](#)



*A non-technical user that creates simple automations for themselves and their departments.*

# The Enterprise Automation Flywheel



## WHAT IS IT

- The Automation Flywheel is a pattern that describes how the consumption of automation leads to new ideas for automation, and ultimately the creation of automations by end users that feed the program and spin the flywheel even faster.
- In doing so, there is even greater momentum for automation as it becomes more widespread in the organisation.

## LEARN MORE

- [Introducing Automation Flywheel - Accelerate Transformation | UiPath](#)

# Tools for Citizen Developers

## INTRODUCING UiPATH STUDIOX

- Build simple automation for everyday tasks.
- With StudioX, business users get a no-code platform to automate their tasks. Companies have the governance they need. Everyone benefits from more robots doing the repetitive, boring parts of work.

## WHAT DOES UiPATH WORK WITH

- StudioX works with virtually every web app and desktop app (it's even natively integrated with Microsoft Office). It recognises text, images, and fields—and it can move across apps to perform insertions, extractions, and more.

## LEARN MORE

- [No Code Platform - No Code Drag & Drop Automation | UiPath](#)





# The value of Citizen Development

**\$3,016**

PER  
YEAR

Savings from an enterprise deployment of automation



Just a few automations can save 20 minutes per person, saving the company:

- **\$11.60** per day
- **\$58** per week
- **\$232** per month

Calculations based on an average salary of \$35/hour

Potential savings from an enterprise deployment for 1k employees

**\$3M+**

PER YEAR



**Proof:** [A Gartner study](#) found that a 40-person Finance department became 30% more efficient with RPA and saved 25,000 hrs per year, valued at \$878,000



**Build-A-Bot Session**

# Build-A-Bot Session

## WHAT IS IT

- We take up to 20 attendees through building their first UiPath software bot in a 2-hour remote session.
- Attendees will not need any previous knowledge or experience.

## WHAT DO THEY GET

- We provide all attendees evaluation licenses of UiPath StudioX – the UiPath Citizen Developer tool.
- Following the session we leave UiPath StudioX with all of the attendees for the next 2 weeks where they can use the tool to try and automate some of their own processes.



# Example invitation for attendees

Have you heard about Robotic Process Automation?

You may have even heard the word RPA mentioned, or some of your colleagues talk about software bots.

If you would like to find out more about Robotic Process Automation and how it can help you, then come and join us to learn about RPA, ask any questions that you may have and build your very own software bot.

Think of these software bots as your very own personal digital assistant.

You can use your software bot to automate any tedious, mundane, or repetitive task.

Your software bot can free you up to perform higher value tasks.

In the Build-A-Bot session you will build an automation around tools that you use every day including Outlook, Excel, and an Internet Browser.

The Build-A-Bot session will be fully remote, and you will not need any previous knowledge or experience.

So come and join us for the Build-A-Bot session which will be held on **[DATE]** starting at **[TIME]**.

So don't delay and register your interest today by reaching out to **[CONTACT]**.

## Teaser video for attendees



You can use your software bot to automate any **tedious**, **mundane** or **repetitive** task.



<https://www.rapidMATION.com/what-is-robotic-process-automation-or-rpa/>

# What do the attendees build

**RPA Challenge**

Instructions

- The goal of this challenge is to create a workflow that will input data from a spreadsheet into the form fields on the screen.
- Beware! The fields will change position on the screen after every submission throughout 10 rounds thus the workflow must correctly identify where each spreadsheet record must be typed every time.
- The actual countdown of the challenge will begin once you click the Start button until then you may submit the form as many times as you wish without receiving penalties.

Good luck!

DOWNLOAD EXCEL

START

Last Name: \_\_\_\_\_ Company Name: \_\_\_\_\_

Phone Number: \_\_\_\_\_ Address: \_\_\_\_\_

First Name: \_\_\_\_\_ Role in Company: \_\_\_\_\_

Email: \_\_\_\_\_

SUBMIT

## EVERYDAY TOOLS

- Attendees will build a software bot that uses tools that they use everyday: websites, Microsoft Excel and Microsoft Outlook.

## SCENARIO

- Attendees will build a software bot that opens up a website, downloads an Excel spreadsheet, loops through that Excel spreadsheet, extracts each item row by row, captures that data into a website and then sends an Outlook email.

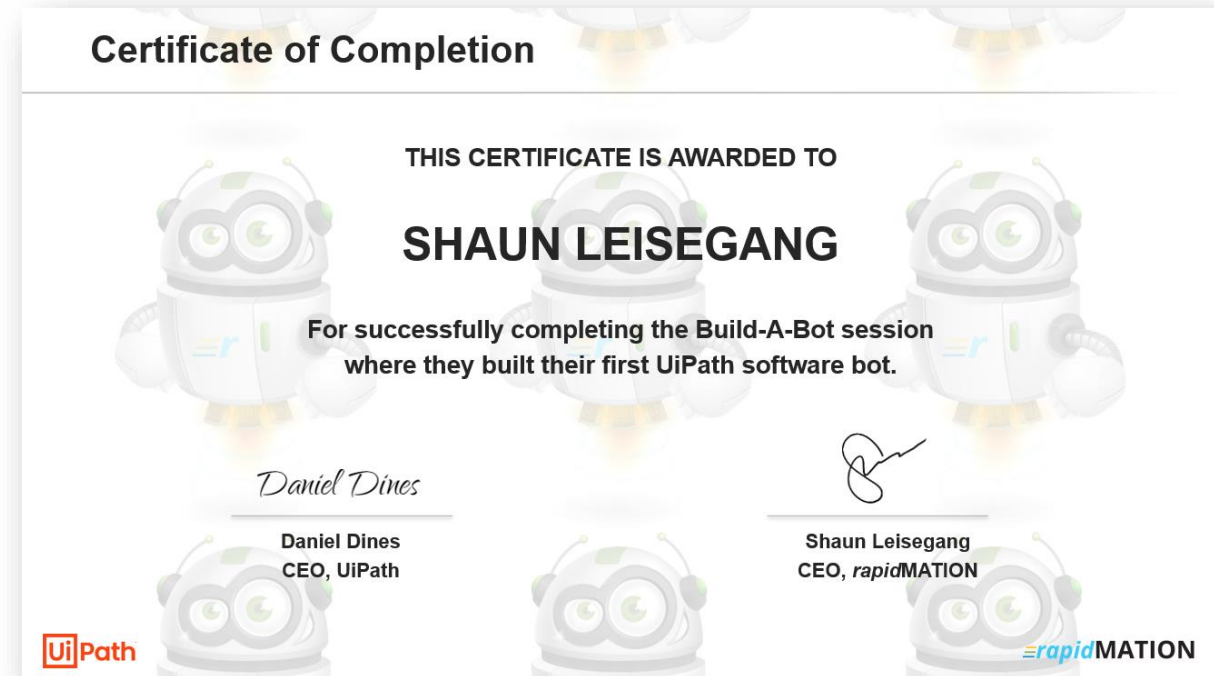
challenge.xlsx - Excel

	A	B	C	D	E	F	G
1	First Name	Last Name	Company Name	Role in Company	Address	Email	Phone Number
2	John	Smith	IT Solutions	Analyst	98 North Road	jsmith@itsolutions.co.uk	40716543298
3	Jane	Dorsey	MediCare	Medical Engineer	11 Crown Street	jdorsey@mc.com	40791345621
4	Albert	Kipling	Waterfront	Accountant	22 Guild Street	kipling@waterfront.com	40735416854
5	Michael	Robertson	MediCare	IT Specialist	17 Farburn Terrace	mrobertson@mc.com	40733652145
6	Doug	Derrick	Timepath Inc.	Analyst	99 Shire Oak Road	dderrick@timepath.co.uk	40799885412
7	Jessie	Marlowe	Aperture Inc.	Scientist	27 Cheshire Street	jmarlowe@aperture.us	40733154268
8	Stan	Hamm	Sugarwell	Advisor	10 Dam Road	shamm@sugarwell.org	40712462257
9	Michelle	Norton	Aperture Inc.	Scientist	13 White Rabbit Street	mnorton@aperture.us	40731254562
10	Stacy	Shelby	TechDev	HR Manager	19 Pineapple Boulevard	sshelby@techdev.com	40741785214
11	Lara	Palmer	Timepath Inc.	Programmer	87 Orange Street	lpalmer@timepath.co.uk	40731653845

# What do the attendees get

## CERTIFICATION OF COMPLETION

- Each attendee will receive a Certificate of Completion.
- This is for successfully completing the Build-A-Bot session where they built their first UiPath software bot.



# What attendees say



John [redacted]

18 minutes ago

Add a tag



Mandy [redacted]

18 minutes ago

Great session really easy to follow :) so much fun

Add a tag



Asim [redacted]

19 minutes ago

I really enjoyed the session

Add a tag



Jasyl [redacted]

19 minutes ago

The pdf and presentation were very easy to follow. I liked how there was a screenshot of what the steps/commands should look like.

Add a tag





# Ability to ask questions



## SUPPORT

- During the 2-week period between the Build-A-Bot and Present-Your-Bot Session, attendees will be building their own UiPath software bot.
- Attendees will have the ability to reach out to a *rapidMATION* Automation Guru and ask any questions that they may have.
- This will ensure that the team can build some great automations.

# Additional training

## UIPATH ACADEMY

- UiPath Academy enables companies to accelerate adoption of Robotic Process Automation by upskilling their professionals.
- All courses are free of charge.

## RPA CITIZEN DEVELOPER FOUNDATION

- This learning plan focuses on UiPath StudioX and provides all the training that you may need.

## LEARN MORE

- [UiPath Academy](#)





**Present-Your-Bot Session**

# Present-Your-Bot Session



## WHAT IS IT

- The Present-Your-Bot session is set up for 2 weeks post the Build-A-Bot session.
- It is a 2-hour remote session.
- All attendees can present back what they managed to create using UiPath StudioX and how they solved a real world business problem.

# Crown a champion

## PICK THE WINNERS

- We will pick a 1<sup>st</sup>, 2<sup>nd</sup> and 3<sup>rd</sup> place and crown the Build-A-Bot champion.

## PRIZES

- The winner will win a meal voucher, a *rapidMATION* Bright Idea Lightbulb and a bottle of *rapidMATION* Automation Champagne.



# Capture automation ideas & build the pipeline



## CROWDSOURCE

- Now that the team understand what can be achieved with automation, they will have the ideas that they have just brought to life, and potentially numerous other ideas.

## CAPTURE IDEAS & BUILD THE PIPELINE

- We will capture all of these automation ideas into an evaluation version of UiPath Automation Hub, which will be the start of the automation pipeline.

## LEARN MORE

- [Automation Hub - Automation Pipeline Management | UiPath](#)



**Move from Bright Idea to Automation Champagne**

# Perform an automation evaluation

## CHOOSE AN IDEA

- We will pick an idea and perform an automation evaluation on this idea.

## CALCULATE RETURN ON INVESTMENT

- An automation evaluation will tell you if this is a good idea for an automation and what the potential benefits are that you could get by automating this idea.





# Bring the automation idea to life



## PROOF OF VALUE (POV) PACK

- *rapidMATION* will bring this automation idea to life using a 10-day Proof of Value (PoV) Pack.
- We will provide you evaluation licenses for any software needed to create this automation.
- This will leave you with a working automation that is ready to run in production.



**Program Summary**

# Program Outcome

- Up to 20 people introduced to Citizen Development using UiPath StudioX.
- Attendees guided through building their very first UiPath software bot.
- Support the attendees to evolve their new found knowledge – via further guided assistance and additional learning - to create a UiPath software bot that solves a real world business problem.
- Capture of all of the attendees automation ideas to build out the automation pipeline.
- Pick one of these ideas, perform an automation evaluation on it, and then bring it to life so it is ready to run in production.



# Program Costs



**\$23,400**

(Prices are in AUD and exclude GST)



**Questions, or would you like to get started?**



**Rudi van der Walt**

Mobile +61 458 118 084

Email [Rudi@rapidMATION.com](mailto:Rudi@rapidMATION.com)

[www.rapidMATION.com](http://www.rapidMATION.com)

**Shaun Leisegang**

Mobile +61 477 931 400

Email [Shaun@rapidMATION.com](mailto:Shaun@rapidMATION.com)

[www.rapidMATION.com](http://www.rapidMATION.com)



**Speak soon.**